


Academia SEND Provision

Green Screen

Name of App	Curator
Icon	
Developer	Curator
Website	http://curator.co/
Twitter	https://twitter.com/curator
Cost	Free
Category	Education
Key Words	SEND, Autism, special needs, organise
Overview (from iTunes)	With Curator you can organise your thoughts visually, refine your visual story telling, collect inspiration, create mood boards and export them to PDF or share them directly in the app, prepare and make presentations, collaborate on visual reference library, ...

Review

Curator allows you to collect, organise and present information arranged in a single board that fills one screen.

A grid of cells can be populated with information in different forms including images, text and web links. These cells can be dragged easily to rearrange them within the grid and can be opened or flipped over to present other information.


There is a free version and a paid subscription.

Get started


Once you open the app you can create a new board and add content to the pre-made board with 25 tiles. Simply tap on an empty cell and tap the icon for adding a web link, an image or text. Images can be sourced from a variety of sources including the camera roll and other cloud services.

Images can be edited as well in the grid and text added on top. This is really useful for making changes to pictures easily in the board rather than have to edit in another app and bring the images in afterwards.

Tiles can then be arranged as you wish. Not all tiles need to be filled as shown in the example for a lesson about living things in the rainforest.



Features



The app has a simple interface with no menus.

Images and text can be dragged to any location in the grid. This makes it ideal for matching activities whether they are matching pairs of pictures or words and pictures.

Images or words could be dragged to set them into groups- such as 'has four legs'.

An additional feature is the ability to then present ideas in sequence. You can tap on any image and it will fill the screen; you can then simply swipe left or right to go backwards or forwards and blank tiles will be ignored.

Potential opportunities

- Drag and drop live in class to show how the visual timetable is put together
- Encourage pupils to capture their own images- for example can they take pictures of 1-2-3-4-5 of something and they could then sequence them
- Visual discrimination of graphemes or pairing graphemes with an image
- Same or different activities
- Any sequencing activity- such as baking, an investigation, days of the week

Review

There are different types of learning styles including visual, auditory and kinaesthetic. The opportunities for mobile technologies to support multiple learning styles are enormous; especially with iPad where this is literally nothing between you and your learning. The thought travels down your arm, through your finger and onto the screen.

Apps such as Curator which have a clever mix of ease of use and open ended universal appeal are the ones that will be most readily embraced in creative classrooms.

If you need an app that is easy to use and empowers users to organise their thinking then Curator is definitely one for your collection.

If you have found a useful app why not share the potential and the impact with Academia Edu?



Contact Paul Hutton to discuss how we can help you integrate Apple technology into your SEND lessons.

Paul Hutton
paul.hutton@academia.co.uk

